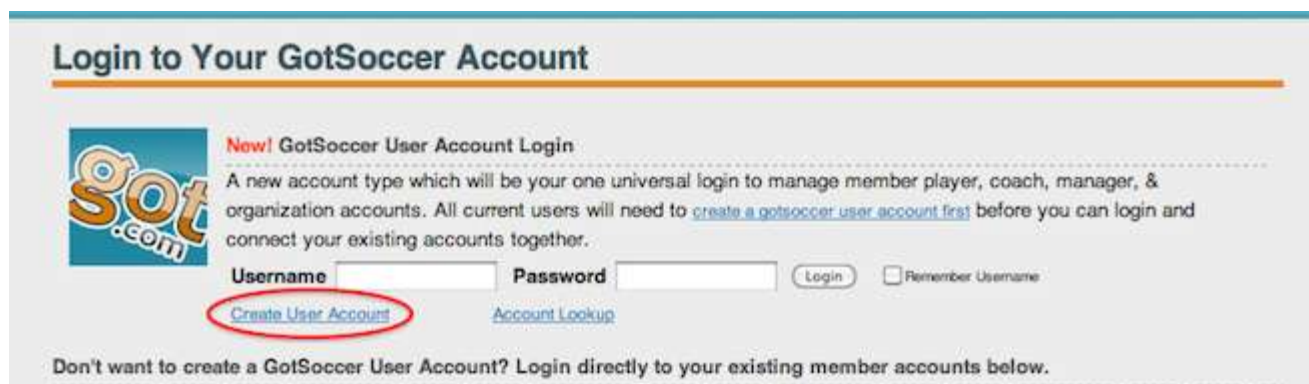


Universal User GotSoccer Account

The Universal User Account allows users to access all of their accounts using one login. If you have a multiple accounts of any kind (team, coach, referee, manager, etc.), you can access them all using one GotSoccer Login.

To start, you will need to create a Universal User Account. From the GotSoccer Home Page click the User Login link in the top right corner. You will see the Universal Login listed first, above the separate login areas. Click on the link below the login area to Create User Account.



Login to Your GotSoccer Account

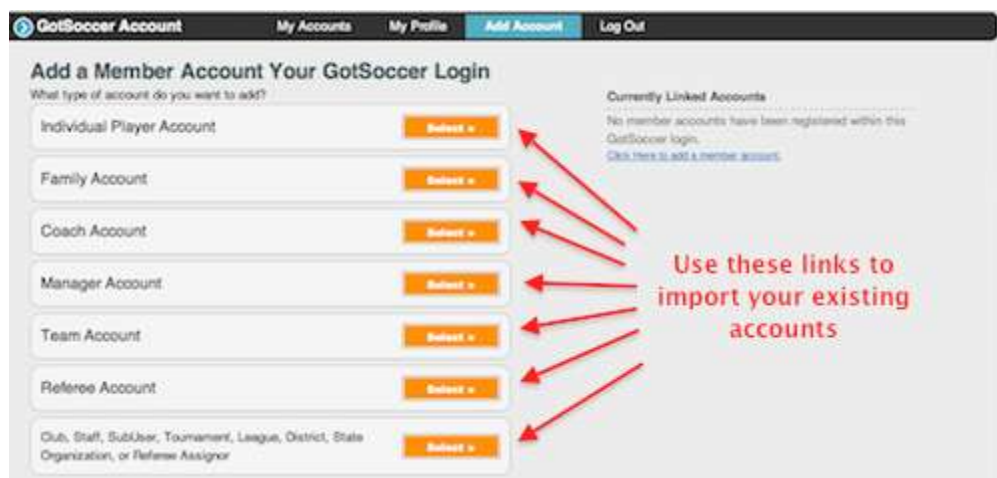
New! GotSoccer User Account Login
A new account type which will be your one universal login to manage member player, coach, manager, & organization accounts. All current users will need to [create a gotsoccer user account first](#) before you can login and connect your existing accounts together.

Username Password Remember Username

[Create User Account](#) [Account Lookup](#)

Don't want to create a GotSoccer User Account? Login directly to your existing member accounts below.

Once you have completed the necessary fields to create your user account you will be taken to the Home Page of the Universal User Account, where you will see the option to import your existing accounts listed by account type.



GotSoccer Account My Accounts My Profile **Add Account** Log Out

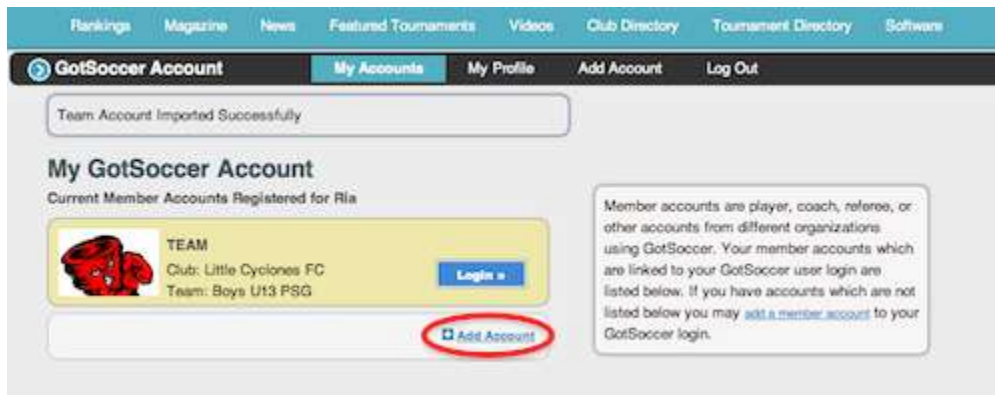
Add a Member Account Your GotSoccer Login
What type of account do you want to add?

Individual Player Account	<input type="button" value="Select"/>
Family Account	<input type="button" value="Select"/>
Coach Account	<input type="button" value="Select"/>
Manager Account	<input type="button" value="Select"/>
Team Account	<input type="button" value="Select"/>
Referee Account	<input type="button" value="Select"/>
Club, Staff, SubUser, Tournament, League, District, State Organization, or Referee Assigner	<input type="button" value="Select"/>

Currently Linked Accounts
No member accounts have been registered within this GotSoccer login.
[Click here to add a member account.](#)

Use these links to import your existing accounts

Click the Select button next to the type of account then enter the Username and Password for that account. This will import that account.



Click the Add Account link to add another account to your Universal UserAccount.

Once you have added all of your accounts you can use the Login button next to those accounts to access them. When accessing specific accounts you will be taken into that existing account. To return to your Universal User account use the link on the top of the page, above the menu bars.

